

Name _____


Mitotic Cell Division (Mitosis)

Draw each phase in the cell membranes provided and answer the questions, using page 246-7 in your textbook.

Interphase:

What is happening to the cell during this stage?


What happens to the DNA (chromosomes)?



Prophase:

What structure forms during this stage?


What structure breaks down?



Metaphase:


Where do the chromosomes move?

What happens with the centromeres?



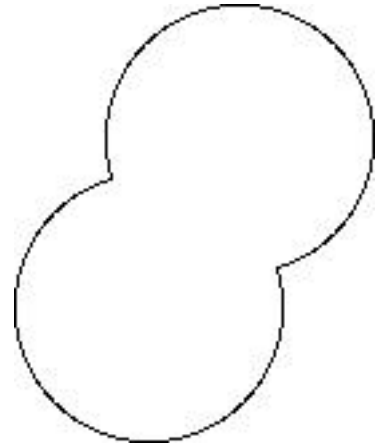
Anaphase:

Describe what happens to the chromosomes in as much detail as possible:



Telophase:

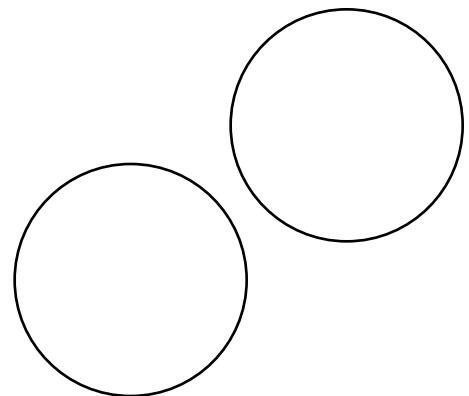
Where are the chromosomes now?



What structures form?

Cytokinesis:

What happens to the cell?



End result of cell division:

Compare the two new cells (daughter cells) to each other:

Compare the two daughter cells to the original (parent) cell: