

**COMMON
CORE
LITERACY
& WRITING!**



NEWSELA ARTICLE ANALYSIS

**10 TEMPLATES TO
CHOOSE FROM WITH
OR WITHOUT STEM
SENTENCES**

NEWSLA

Read closely. Think critically. Be worldly.

Great
Nonfiction
Resource



**10 ARTICLE ANALYSIS TEMPLATES FOR SOCIAL
SCIENCE, SCIENCE & ELA. COMMON CORE
LITERACY AND WRITING ALIGNED!**

NEWSLA*Article Summary Template*

Name _____

Period _____

+

MAX

1010L

Grade 10 and up

950L

Grades 7-9

780L

Grades 5 & 6

580L

Grade 4

Use www.newsela.com to research and summarize a current event article. Each article will have a graphic like on the left of this text. Choose an article and select an appropriate lexile or grade level.

HEADLINE AND SOURCE (Place the title of the article and the name of the source with date below)

TITLE: _____

SOURCE: _____

MAIN IDEA (Describe the main, or central idea of this article in a sentence.)

CITE SUPPORTING EVIDENCE (Choose 2 or 3 sentences that support the main idea of the article. Write them as they appear below.)

“ _____ ”



“ _____ ”



“ _____ ”

ARTICLE SUMMARY Write 3 to 5 sentences that summarize the article. (who, what, when, where, how)

CONCLUSION (write a brief conclusion that can be drawn after reading the article. Remember, conclusions often reflect the main idea.)

TECH CONNECTION: AN ARTICLE SUMMARY HASH TAG

In the digital world, hash tags (#) are used to briefly summarize the main idea of posted information. The reason for using a hash tag is so other people can locate a post (and similar posts) when searching. For example, a hash tag for the previous two sentences may be #shortenedsummary. Create a hash tag summary for the article you read below.



NEWSLA

Article Summary Template

Name _____

Period _____

+	
MAX	
1010L	Grade 10 and up
950L	Grades 7-9
780L	Grades 5 & 6
580L	Grade 4

Use www.newsela.com to research and summarize a current event article. Each article will have a graphic like on the left of this text. Choose an article and select an appropriate lexile or grade level.

HEADLINE AND SOURCE (Place the title of the article and the name of the source with date below)



TITLE: _____

SOURCE: _____

MAIN IDEA (Describe the main, or central idea of this article in a sentence.)



CITE SUPPORTING EVIDENCE (Choose 2 or 3 sentences that support the main idea of the article. Write them as they appear below.)



“ _____ ”



“ _____ ”



“ _____ ”

ARTICLE SUMMARY Use the stem sentences to summarize the article.



The article titled _____ is about _____.

According to the author _____.

The evidence provided in the article shows _____.

One could infer from the article that _____.

CONCLUSION (write a brief conclusion that can be drawn after reading the article. Remember, conclusions often reflect the main idea.)



TECH CONNECTION: AN ARTICLE SUMMARY HASH TAG

In the digital world, hash tags (#) are used to briefly summarize the main idea of posted information. The reason for using a hash tag is so other people can locate a post (and similar posts) when searching. For example, a hash tag for the previous two sentences may be #shortenedsummary. Create a hash tag summary for the article you read below.



NEWSLA

Science Article Summary

Name _____

Period _____

+

MAX

1010L

950L

780L

580L

Grade 10 and up

Grades 7-9

Grades 5 & 6

Grade 4

Use www.newsela.com to research and summarize an article within the SCIENCE heading. Each reading will have a graphic like on the left of this text. Choose an article and select an appropriate lexile or grade level.

HEADLINE

Place the title of the article below.



TITLE: _____

SOURCE: _____

MAIN IDEA

Describe the main, or central idea of this article in a sentence.



CITE SUPPORTING EVIDENCE

Choose 2 to 3 sentences that support the main idea of the article with scientific data or research.



“ _____ ”



“ _____ ”



“ _____ ”

ARTICLE SUMMARY

Write 3 to 5 sentences that summarize the article. (who, what, when, where, how)



CONCLUSION

Write a brief conclusion that can be drawn after reading the article. Remember, conclusions often reflect the main idea.



TECH CONNECTION: AN ARTICLE PURPOSE HASH TAG

In the digital world, hash tags (#) are used to briefly summarize the main idea of posted information. The reason for using a hash tag is so other people can locate a post (and similar posts) when searching. For example, a hash tag for the previous two sentences may be #shortenedsummary. Write a hash tag that shows the author’s purpose for writing this article.



NEWSLA*Science Article Summary*

Name _____

Period _____

+

MAX

1010L

Grade 10 and up

950L

Grades 7-9

780L

Grades 5 & 6

580L

Grade 4

Use www.newsela.com to research and summarize an article within the SCIENCE heading. Each reading will have a graphic like on the left of this text. Choose an article and select an appropriate lexile or grade level.

HEADLINE Place the title of the article below.

TITLE: _____

SOURCE: _____

MAIN IDEA Describe the main, or central idea of this article in a sentence.

CITE SUPPORTING EVIDENCE Choose 2 to 3 sentences that support the main idea of the article with scientific data or research.

“ _____ ”



“ _____ ”



“ _____ ”

ARTICLE SUMMARY Use the stem sentences to summarize the article.

The article titled _____ is about _____.

According to the author _____.

The evidence provided in the article shows _____.

One could infer from the article that _____.

CONCLUSION Write a brief conclusion that can be drawn after reading the article. Remember, conclusions often reflect the main idea.

TECH CONNECTION: AN ARTICLE PURPOSE HASH TAG

In the digital world, hash tags (#) are used to briefly summarize the main idea of posted information. The reason for using a hash tag is so other people can locate a post (and similar posts) when searching. For example, a hash tag for the previous two sentences may be #shortenedsummary. Write a hash tag that shows the author's purpose for writing this article.



NEWSLA*Social Science Article Summary*

Name _____

Period _____

+

MAX

1010L

Grade 10 and up

950L

Grades 7-9

780L

Grades 5 & 6

580L

Grade 4

Use www.newsela.com to research and summarize an article within the WAR & PEACE or LAW headings. Each article will have a graphic like on the left of this text. Choose an article and select an appropriate lexile or grade level.

HEADLINE Place the title of the article below.

TITLE: _____

SOURCE: _____

MAIN IDEA Describe the main, or central idea of this article in a sentence.

CITE SUPPORTING EVIDENCE Choose 2 to 3 sentences that support the main idea of the article with scientific data or research.

“ _____ ”



“ _____ ”



“ _____ ”

ARTICLE SUMMARY Write 3 to 5 sentences that summarize the article. (who, what, when, where, how)

CONCLUSION Write a brief conclusion that can be drawn after reading the article. Remember, conclusions often reflect the main idea.

TECH CONNECTION: AN ARTICLE SUMMARY HASH TAG

In the digital world, hash tags (#) are used to briefly summarize the main idea of posted information. The reason for using a hash tag is so other people can locate a post (and similar posts) when searching. For example, a hash tag for the previous two sentences may be #shortenedsummary. Create a hash tag summary for the article you read below.



NEWSLA***Social Science Article Summary***

Name _____

Period _____

+

MAX

1010L

Grade 10 and up

950L

Grades 7-9

780L

Grades 5 & 6

580L

Grade 4

Use www.newsela.com to research and summarize an article within the WAR & PEACE or LAW headings. Each article will have a graphic like on the left of this text. Choose an article and select an appropriate lexile or grade level.

HEADLINE Place the title of the article below.

TITLE: _____

SOURCE: _____

MAIN IDEA Describe the main, or central idea of this article in a sentence.

CITE SUPPORTING EVIDENCE Choose 2 to 3 sentences that support the main idea of the article with scientific data or research.

“ _____ ”



“ _____ ”



“ _____ ”

ARTICLE SUMMARY Use the stem sentences to summarize the article.

The article titled _____ is about _____.

According to the author _____.

The evidence provided in the article shows _____.

One could infer from the article that _____.

CONCLUSION Write a brief conclusion that can be drawn after reading the article. Remember, conclusions often reflect the main idea.

TECH CONNECTION: AN ARTICLE SUMMARY HASH TAG

In the digital world, hash tags (#) are used to briefly summarize the main idea of posted information. The reason for using a hash tag is so other people can locate a post (and similar posts) when searching. For example, a hash tag for the previous two sentences may be #shortenedsummary. Create a hash tag summary for the article you read below.



Article Title

Source

Summarize the article in 3-5 sentences.

Use your own main

Draw a picture, map, diagram or chart that summarizes the data or information provided in the article.

Use your own words to describe the main idea of the article.

Select 2-3 excerpts from the articles that best support the main idea. Write your selections in quotes below.

The image displays three identical sets of horizontal lines for handwriting practice. Each set is composed of three parallel lines: a top line, a middle line, and a bottom line. A solid black dot is positioned at the beginning of each set of lines, serving as a starting point for the letter 'a'. The sets are arranged vertically, with the first set at the top, the second in the middle, and the third at the bottom. The background is white, and the lines are a light gray color.

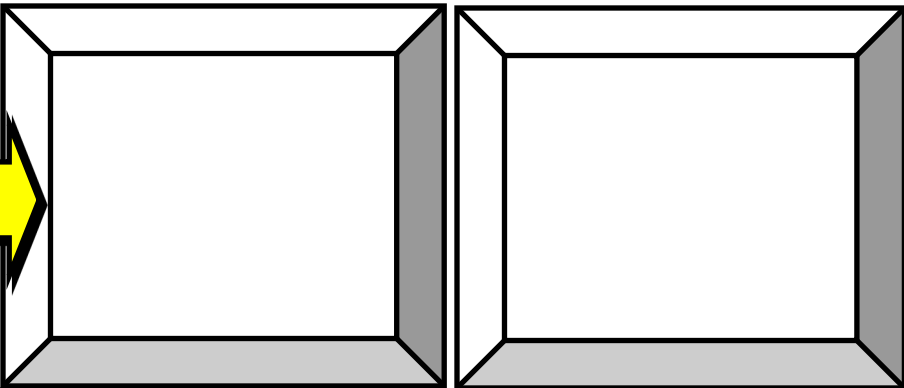
Write a brief conclusion that can be drawn after reading the article. Remember, conclusions often reflect the main idea.

[illegible]

ARTICLE ANALYSIS

NEWSELA

Directions: Fill in the graphic organizer after reading a Newsela article.

<p>Title _____</p> <p>_____</p> <p>_____</p> <p>Source _____</p> <p>_____</p>	<p>MAIN IDEA: Use your own words to write a sentence that best summarizes the main idea of the article.</p> <p>_____</p> <p>_____</p> <p>_____</p> <p>_____</p> <p>_____</p>	<p>SUPPORTING EVIDENCE #1 : Choose a sentence that supports the main idea of the article.</p> <p>_____</p> <p>_____</p> <p>_____</p> <p>_____</p> <p>_____</p>
<p>SUPPORTING EVIDENCE #2 : Choose another sentence that supports the main idea of the article.</p> <p>_____</p> <p>_____</p> <p>_____</p> <p>_____</p> <p>_____</p> <p>_____</p>	<p>SKETCH! Draw quick sketch of two items, symbols or icons that represent information or supporting data presented in this article.</p> <div></div>	
<p>SELECT A PORTION OF TEXT THAT YOU FIND INTERESTING. WRITE IT BELOW.</p>	<p>CALL TO ACTION! After reading the article detail something a person could do as a next step to either INFORM OTHERS or MAKE CHANGE?</p> <p>_____</p> <p>_____</p> <p>_____</p> <p>_____</p> <p>_____</p>	<p>VOCABULARY BUILDING: Select two words that you were not familiar with and write what you can infer the meaning of the word is below:</p> <p>1. _____</p> <p>_____</p> <p>2. _____</p> <p>_____</p> <p>_____</p>

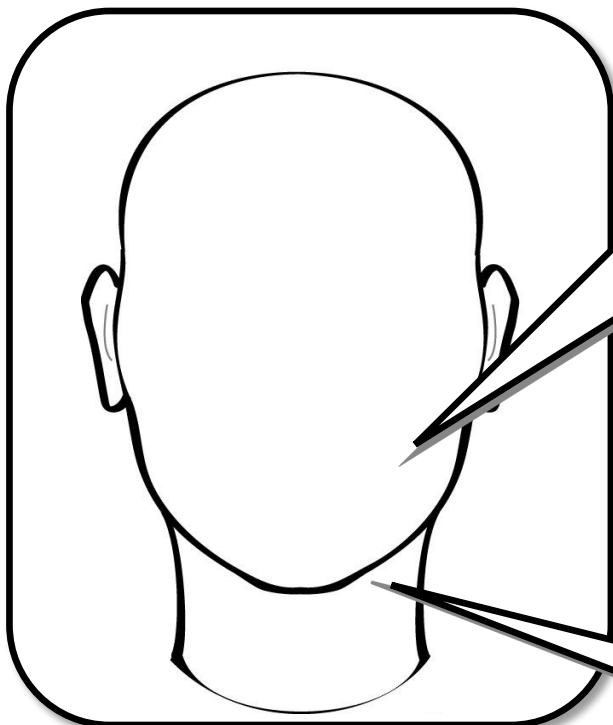
NEWSLA ARTICLE ANALYSIS

After reading a Newsela article, analyze what the author claimed and how he/she supported the claim.

Title _____

Source _____

Draw a picture of what the author might look like below:



THE MAIN IDEA!

Select a portion of text that represents the main idea. Write it below:


SUPPORTING EVIDENCE :

Select two excerpts from the article that support the authors claim. Write them in quotes below:

- _____

- _____

QUICKLY SKETCH SOMETHING YOU LEARNED BELOW:



WHAT'S THE AUTHOR MEAN?

Select two vocabulary words that are new to you. Write what you can infer the author means next to them.

1. _____

2. _____

SUMMARIZE: Finish the following stem sentences that use **power verbs** in replace of the verb *shows*.

1. The author **demonstrates** _____

2. The author **illustrates** that _____
 _____.
3. The author **reveals** _____ when
 he/she **states** _____.

**POWER
VERBS!**

NEWSLA SCIENCE CONNECTIONS

Fill in the information after reading a Newsela science based article. Make sure to read the questions carefully and answer with complete sentences that reflect what you have learned.

Article title: _____ Source: _____

NGSS



Problem



Model



Investigate



Data

$$\begin{array}{l} 2 > -3 \\ 0.999... = 1 \\ \sqrt{2} \approx 1.414 \\ \pi \approx 3.14 \\ 5^2 = 25 \\ 101_2 = 5_{10} \end{array}$$

Math



Explanation



Argument



Evaluate

Label the topic here.

1. Create a question to be asked about this topic in the space below. Explain how the topic supports a scientific concept for which you have learned.

My Question:


?

2. Quickly sketch and describe a representation of the topic below:

Sketch:

Describe:

3. Draw a two frame video storyboard that demonstrates how a scientist may conduct an *investigation* about the topic. Be sure to depict the method/s of investigation that would most likely be used.



4. Write a claim or assertion that is made and supported by data or evidence.



ARGUE & EVALUATE

6. **Establish a Point of View:** Based on the evidence presented, formulate an argument about the data presented in the article.

7. **Create an Evaluation** - Consider:

- A. the significance, worth or quality
- B. the validity of the information

5. Write the supporting evidence for the above claim. Use quotation marks.

My Argument:



Evaluate:
