



'23-'24 Special Education


BOE Presentation

Presented By: Lynn Hewitt - Director of
Special Education and Grant Writing
March 2024




Lewiston Porter Central School District Special Education Programs and Staff

- **Programs:** Consultant Teacher (CT), Integrated Co-Teaching, 15:1 Math, 15:1 Study Skills, and 12:1+1
- **Total Students with IEPs:** 340 (vs. 332 in '22-'23) - 14% classification rate (same as last year)
- **Total Students within District with:** 268 (vs. 264 in '22-'23)
- **Staff:**
 - 26 Special Education Teachers (+1 @ Non-Pubs and 2 TOSAs) - 1 less than '22-'23 (H.S.)
 - 5 School Counselors
 - 3 School Psychologist
 - 4 School Social Worker
 - 4 Speech/Language Pathologist
 - 2 Occupational Therapist
 - 1 Physical Therapist
- **Average Special Education Teacher to Student Ratio:** 1:10
- **State Allowable Special Education Teacher to Student Ratio:** 1:20
- [Related Service Caseloads](#)

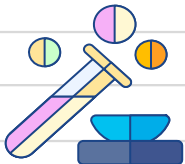




Lewiston Porter High School Special Education Programs and Staff



- **Programs:** Consultant Teacher (CT) and 12:1+1
- **Students with IEPs:** 104 (vs. 98 in '22-'23)
- **Staff:**
 - 8 Special Education Teachers (vs. 9 in '22-23)
 - 3 School Counselors
 - 0.7 School Psychologist
 - 1.0 School Social Worker - 30 Students (vs. 29 Students in '22-'23)
 - 0.5 Speech/Language Pathologist - 17 Students (vs. 22 Students in '22-'23)
 - 0.03 Physical Therapist - 1 Student (same as last year)
 - 0.03 Occupational Therapist - 1 Student (same as last year)
- **Changes in Special Education for '24-'25**
 - No significant changes planned





Lewiston Porter Middle School

Special Education Programs and Staff




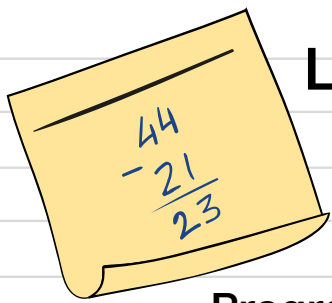
- **Programs:** Consultant Teacher (CT), 15:1 Math, and 12:1+1
- **Students with IEPs:** 73 (vs. 83 in '22-'23)
- **Staff:**
 - 9 Special Education Teachers
 - 2 School Counselors
 - 0.5 School Psychologist
 - 1.0 School Social Worker - 41 Students (vs. 31 Students in '22-'23) - Significant Increase
 - 0.8 Speech/Language Pathologist - 30 Students (vs. 29 Students)
 - 0.3 Occupational Therapist 9 Students (Same as last year)
 - 0.03 Physical Therapist 1 Student (vs. 5 Student)
- **Changes in Special Education for '24-'25**
 - An 8th grade 15:1 Math section will be added. This mean 15:1 Math will be available in grades 6-8th
 - The number of special education teachers at the MS will remain the same with some grade-level shifts.
 - Recommend CT Services based on need as opposed providing CT in every subject for all CT students.
 - [2024-25 MS special ed programming](#)
 - Determine how to meet the needs of students who requires Specially Designed Instruction in Reading because they have failed to respond to Tier 3+ (Corrective Reading) intervention services.

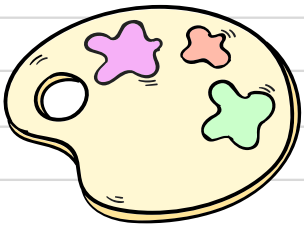


Lewiston Porter Intermediate Education Center Special Education Programs and Staff



- **Programs:** Integrated Co-Teaching (ICT), Consultant Teacher (CT), and 12:1+1
- **Students with IEPs:** 52 (vs. 63 in '22-'23)
- **Staff:**
 - 6 Special Education Teachers
 - 0.8 School Psychologist
 - 1.0 School Social Worker - 17 Students (vs. 22 Students in '22-'23)
 - 1.0 Speech/Language Pathologist - 37 Students (vs. 42 Students in '22-'23)
 - 0.7 Occupational Therapist - 18 Students (vs. 23 Students in '22-'23)
 - 0.2 Physical Therapist - 9 Students (vs. 13 Students in '22-'23)
- **Changes in Special Education for '23-'24**
 - Discontinue partial day ICT at 4th and 5th
 - Grades 3-5: CT ELA 5x40 & CT Math 5x40; ICT Full Day, 12:1+1 Full Day; 3rd 12:1+1 Math & 4th-5th 15:1 Math
 - 12:1+1 Math may be changed to 15:1 Math depending on staffing and student needs
 - Resource Room may be added depending on staffing and student needs

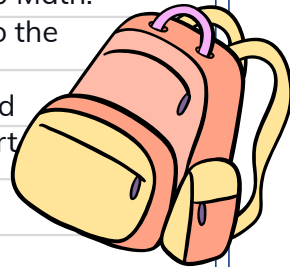
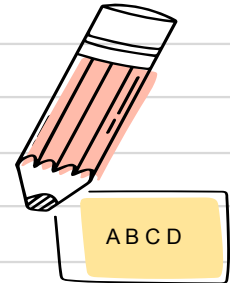




Lewiston Porter Primary Education Center Special Education Programs and Staff




- **Current Programs:** Integrated Co-Teaching (ICT), Consultant Teacher (CT) and 12:1+1
- **Students with IEPs:** 39 (vs. 42 in '22-'23)
- **Staff:**
 - 4 Special Education Teachers
 - 1 School Psychologist
 - 1.0 School Social Worker - 15 Students (vs. 17 Students in '22-'23)
 - 1.5 Speech/Language Pathologist - 34 Students (vs. 32 Students in '22-'23)
 - 0.97 Occupational Therapist - 25 Students (vs. 22 Students in '22-'23)
 - 0.5 Physical Therapist - 16 Students (vs. 13 Students in '22-'23)
- **Changes in Special Education for '23-'24**
 - Change from 2 half day ICT K-2 classes to Full day ICT at 1st-2nd and K-2 CT 5x40 ELA and 5x40 Math.
 - No ICT K due to limited staff - ideally we would add/transfer 1 special education teacher to the PEC in the future.
 - Last year we had K-2 Full day ICTs but this didn't work because ICT classrooms are capped at 10 students and we had more than 10 1st grade students that needed CT or ICT support
 - In addition not all students require Full day ICT






Lewiston Porter Special Education Students placed at BOCES

- **Current Programs:** 6:1+1, 6:1+3, and 12:1+1
- **Students with IEPs:** 27 Students (vs. 25 Students in '22-'23)
- **Related Services:**
 - Speech/Language Therapy - 17 Students (vs. 13 Students in '22-'23)
 - Occupational Therapy - 13 Students (vs. 11 Students in '22-'23)
 - Physical Therapy - 5 Students (vs. 6 Students in '22-'23)
 - Counseling - 26 Students (vs. 23 in '22-'23)
 - Vision Services - 3 Students (same as last year)
 - Adapted Physical Education - 1 Student (same as last year)
- **Changes for '23-'24**
 - We plan on bringing 2 Students back from BOCES
 - We have 4-8 additional Students that may require a BOCES placement. However due to budget constraints we plan to evaluate to whether or not some of the BOCES students could be placed in a district 6:1+1.
 - BOCES is hopeful that they will be able to offer ESY for district students that demonstrate substantial regression. As of today I only have 5 district students referred for ESY programming.





Lewiston Porter Special Education

Students placed at NYS Approved Private Schools



- **Schools:** Aspire, Buffalo Hearing and Speech, CHC Learning Center, Gateway-Longview, H. G. Lewis, Our Lady of Victory (Formerly Baker), Summit, The Arc, and 1 student placed Out-of-State (Lifeworks)
- **Current Programs:** 6:1+1, 6:1+3, 8:1+2, 8:1+3, 12:1+4, and 12:1+(3:1)
- **Students with IEPs:** 21 (vs. 16 Students in '22-'23)
- **Related Services:**
 - Speech/Language Therapy - 17 Students (vs. 13 Students in '22-'23)
 - Occupational Therapy - 16 Students (vs. 14 Students in '22-'23)
 - Physical Therapy - 12 Students (vs. 8 Students in '22-'23)
 - Counseling - 8 Students (vs. 4 Students in '22-'23)
 - Vision Services - 3 Students (same as last year)
 - Adapted Physical Education - 8 Student (same as last year)
 - Skilled Nursing Services - 1 Student (same as last year)
 - Music Therapy - 1 Student (same as last year)
- **Changes for '23-'24**
 - We hope to bringing 4 Students back to district possibly in a 6:1+1





Lewiston Porter Special Education Non-Public Schools within District



- **Students with IEPs by School:**

- **St. Peter's** - 9 Students (vs. 8 Students in '22-'23)
- **Sacred Heart** - 3 Students (vs. 2 Students in '22-'23)
- **Stella Niagara** - 1 Student (same as last year)

- **Staff:** 1 Special Education Teacher at St. Peter's & 2 - 1:1 Aides

- **Current Programs:** Resource Room (RR) and Related Services Only (RSO)

- **Related Services:**

- Speech/Language Therapy - 8 Students (vs. 5 Students in '22-'23)
- Occupational Therapy - 4 Students (vs. 3 Students in 22-'23)
- Physical Therapy - 2 Students (vs. 0 Students in '22-'23)

- **Changes for '23-'24**

- No significant Changes
 - We successfully changed programming from CT to RR only but we now have 3 students in all 3 non-public schools. The Special Education Teacher travels to all 3 schools
 - District Related Service Providers are successfully providing related services to students at St. Peter's and are conducting evaluation at all the non-public schools. This was a savings of over \$20,000.





Lewiston Porter Special Education Homeschooled Students

9

- **Students:** 9 Students (vs. 11 Student in '22-'23)
- **Related Services:**
 - Speech/Language Therapy - 3 Students (same as last year)
 - Occupational Therapy - 2 Students (vs. 3 Students in '22-'23)
 - Vision Services - 3 Students (same as last year)
- **Changes for '23-'24**
 - No significant changes
 - District Related Service providers were able to serve most of these students saving the district over close to \$10,000.



Lewiston Porter Special Education

Receiving Home Instruction (long-term)



- **Students:** 7 Students currently: 4 -LPHS, 1 - IEC, 1 - BOCES, 1 - Summit
- **Related Services:**
 - Speech/Language Therapy - 1 Student
 - Occupational Therapy - 2 Students
 - Physical Therapy - 1 Student
 - Counseling - 2 Students
- **Changes:** Due to the shortage of Home Instructors through District and and BOCES we have contracted with a company called Fullmind through Erie 1 BOCES. This is a fully virtual Home Instruction platform that provides special education and content certified teachers who work with students 1:1.



Lewiston Porter Special Education

Pre-K Students

9

- **Students:** 54 Students(vs. 68 Students in '22-'23); 25 - 4 year olds & 29 - 3 year olds
- **Center Based Programs:** Aspire (1 Student- Age 4), Bloom Creative Arts (2 Students - Age 3), Gateway (1 Student - Age 3), New Directions (1 Student - Age 4)
- **Special Education Itinerant Services:** 5 Students
- **Preschool Itinerant Services Only:** 45
 - **Related Services:**
 - Speech/Language Therapy - 48 Students (vs. 41 Students)
 - Occupational Therapy - 24 Students (vs. 28 Students in '22-'23)
 - Physical Therapy - 6 Students (vs. 10 Students in '22-'23)
 - Counseling - 1 Student (same as last year)
 - Aquatic Therapy - 3 Students (vs. 1 Student in '22-'23)
- **Changes for '24-'25**
 - No significant changes

PRESCHOOL



Lewiston Porter Special Education - Grants



611 Grant - \$595,121

Professional Salaries \$467,730	Support Staff Salaries \$29,322	Purchased Services \$94,072	Supplies and Materials \$11,993	Travel Expenses \$6,665
5 Special Education Teachers & 0.2 ST	0.5 Clerical	SEDCAR Flow Through 1 School Psychologist Consultation/Intern	School Psychologist Test Materials Classroom Furniture for 12:1+1	Conferences

619 Grant - \$19,251

Professional Staff Salaries - \$1,455	Support Staff Salaries - \$4,701	Purchased Services - \$13,095
0.03 OT	0.10 Special Education Clerk	SEDCAR Flow Through - Various Local Agencies 27 @ \$485

UPK Grant - \$423,520

Purchased Services \$423,520
Comprehensive PreK Program from CBO



Thanks!

Do you have any questions?

lhewitt@lew-port.com
716-238-1217