



Middle & High School NYS Assessments and Exams

Board of Education Presentation
December 17, 2019

Middle School

By the Numbers



Middle School Data

Student Refusal/Opt-Out Data

	Grade 6		Grade 7		Grade 8		Regents
	ELA	Math	ELA	Math	ELA	Math	% of Ss
2014	3%	3%	2%	5%	4%	8%	-
2015	19%	29%	25%	33%	24%	36%	-
2016	17%	21%	44%	51%	37%	61%	-
2017	28%	32%	26%	33%	56%	43%	28%
2018	16%	18%	30%	30%	30%	22%	40%
2019	15%	19%	16%	25%	34%	29%	46%



Middle School Data

Two-Year Changes in Student Refusal/Opt-Out Data

	Grade 6		Grade 7		Grade 8		Regents
	ELA	Math	ELA	Math	ELA	Math	% of Ss
2018	16%	18%	30%	30%	30%	22%	40%
2019	15%	19%	16%	25%	34%	29%	46%
2 Year Change	1 percentage points	1 percentage points	14 percentage points	5 percentage points	4 percentage points	7 percentage points	6 percentage points

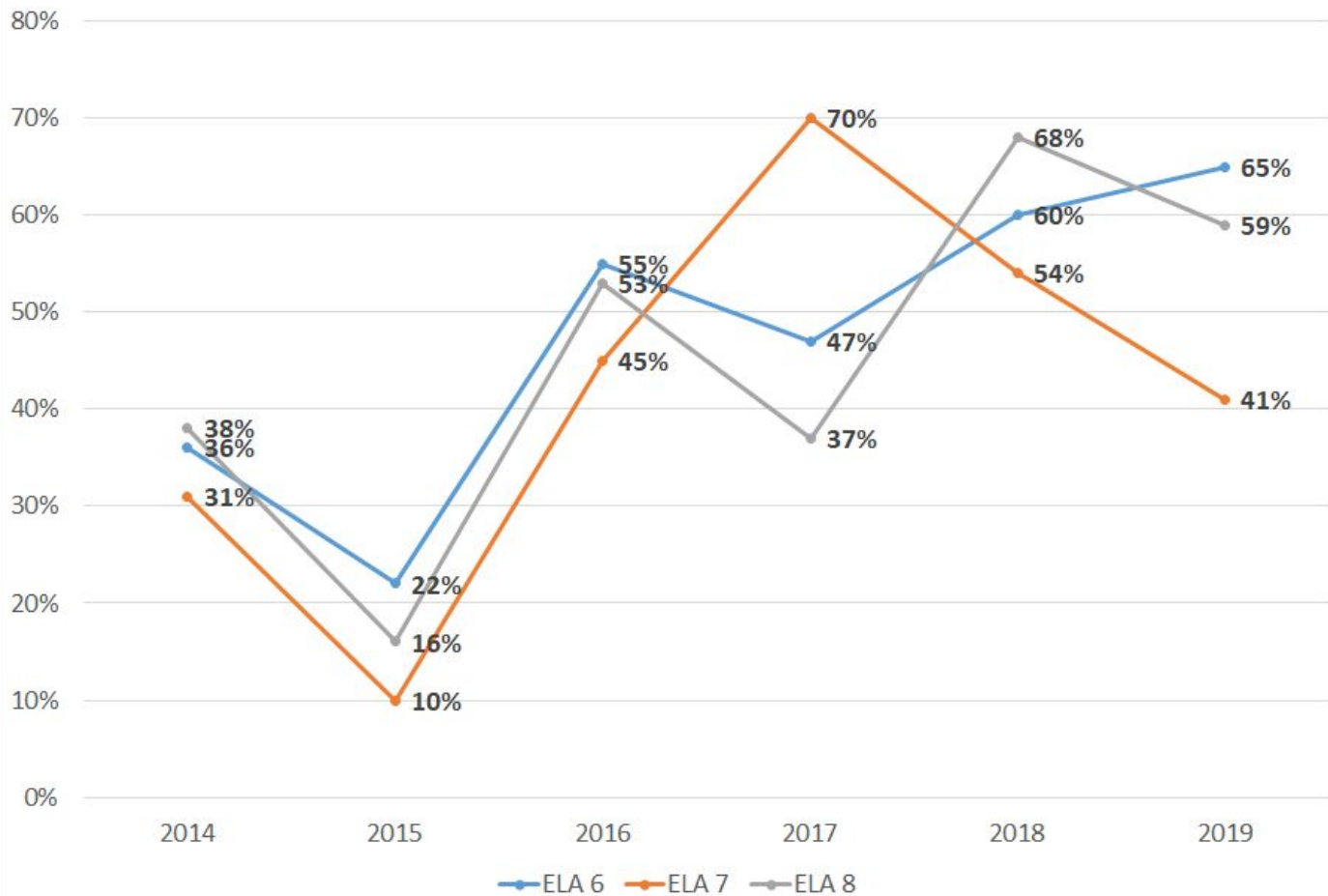


Comparison Data



2019 Proficiency Rates	Lew-Port	New York State
Grade 6 ELA	65%	47%
Grade 7 ELA	41%	40%
Grade 8 ELA	59%	48%

Middle School ELA





Middle School Cohort Data (ELA)



	MS ELA		
	Grade 6	Grade 7	Grade 8
2014	36%	31%	38%
2015	22%	10%	16%
2016	55%	45%	53%
2017	47%	70%	37%
2018	60%	54%	68%
2019	65%	41%	59%

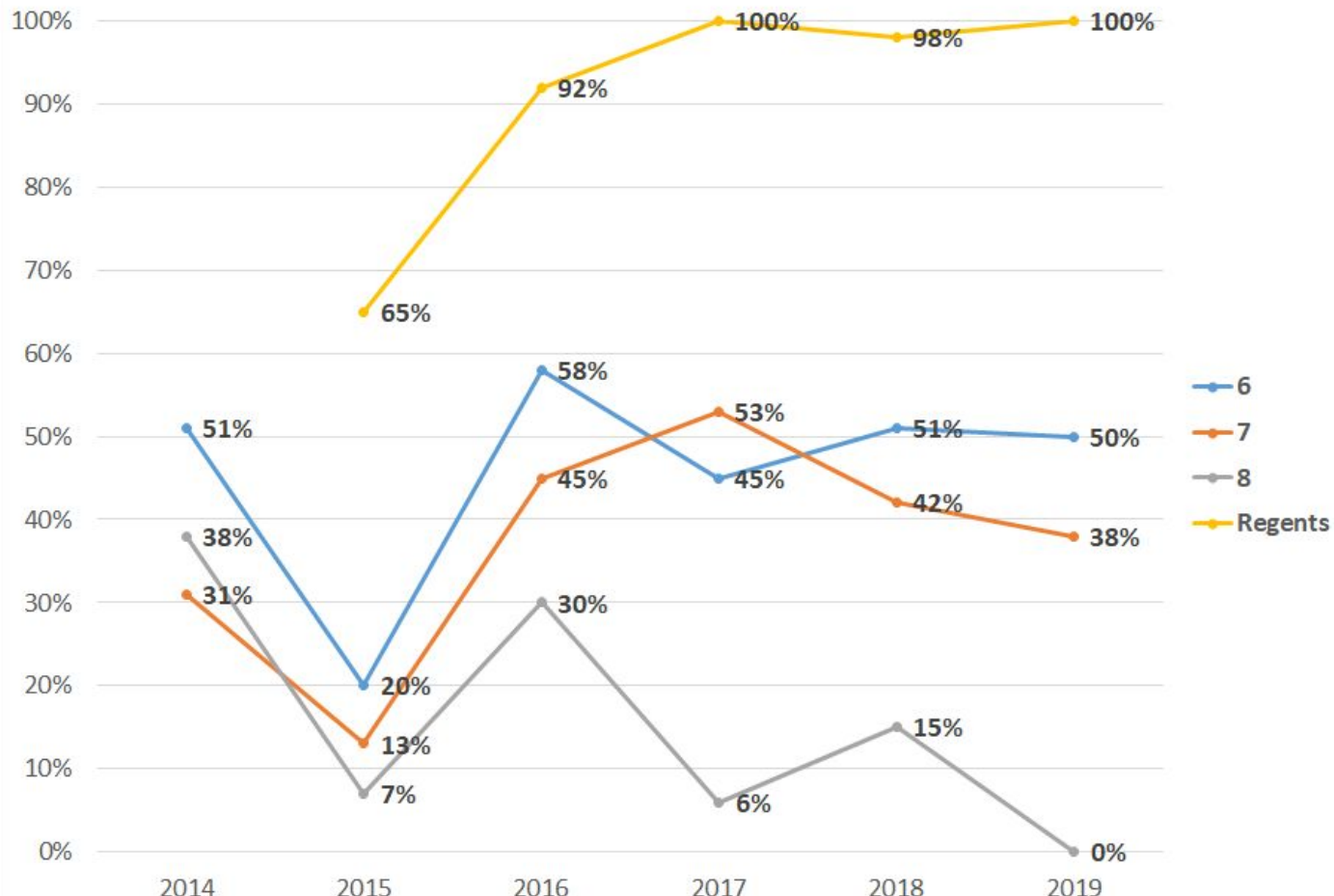


Comparison Data



2019 Proficiency Rates	Lew-Port	New York State
Grade 6 Math	50%	47%
Grade 7 Math	38%	44%
Grade 8 Math	0%	33%

Middle School Math





Middle School Cohort Data (Math)

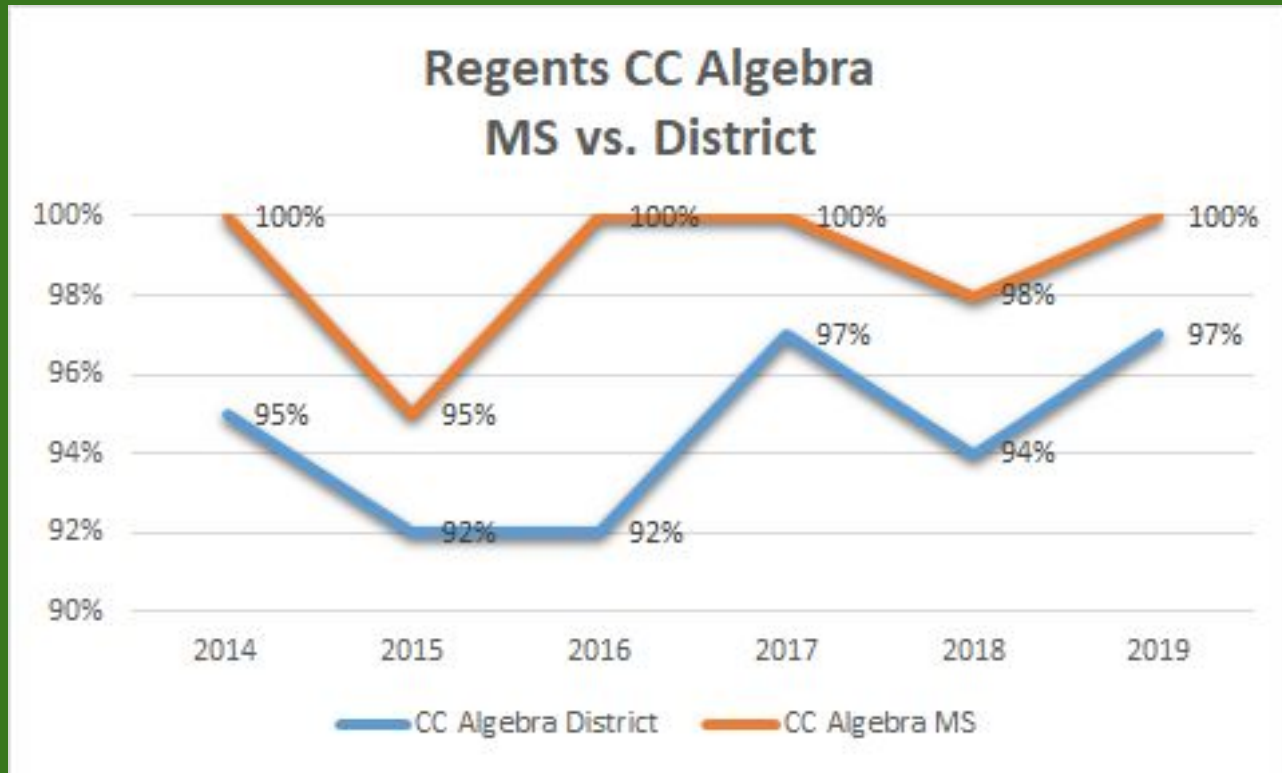


	MS Math			
	Grade 6	Grade 7	Grade 8	Regents
2014	51%	31%	38%	
2015	20%	13%	7%	65%
2016	58%	45%	30%	92%
2017	45%	53%	6%	100%
2018	51%	42%	15%	98%
2019	50%	38%	0%	100%



Middle School Data

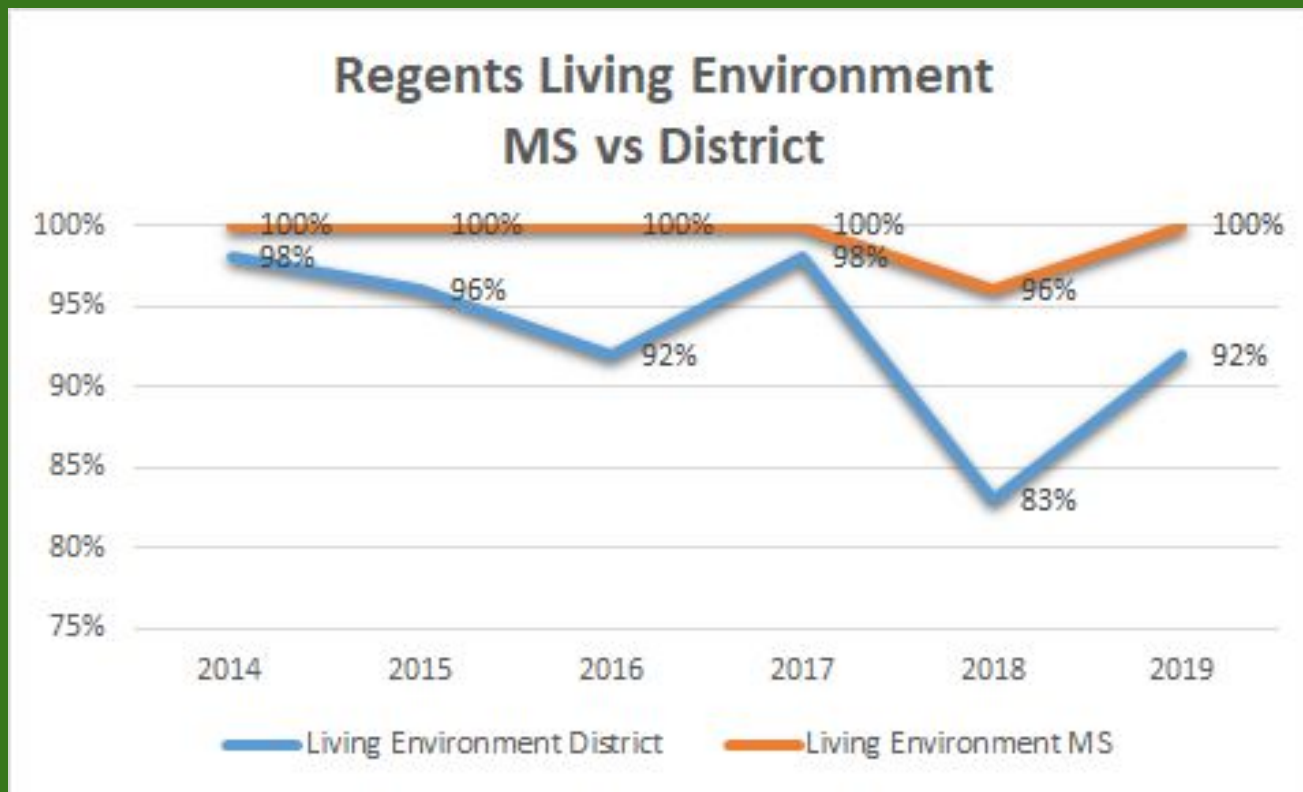
CC Algebra





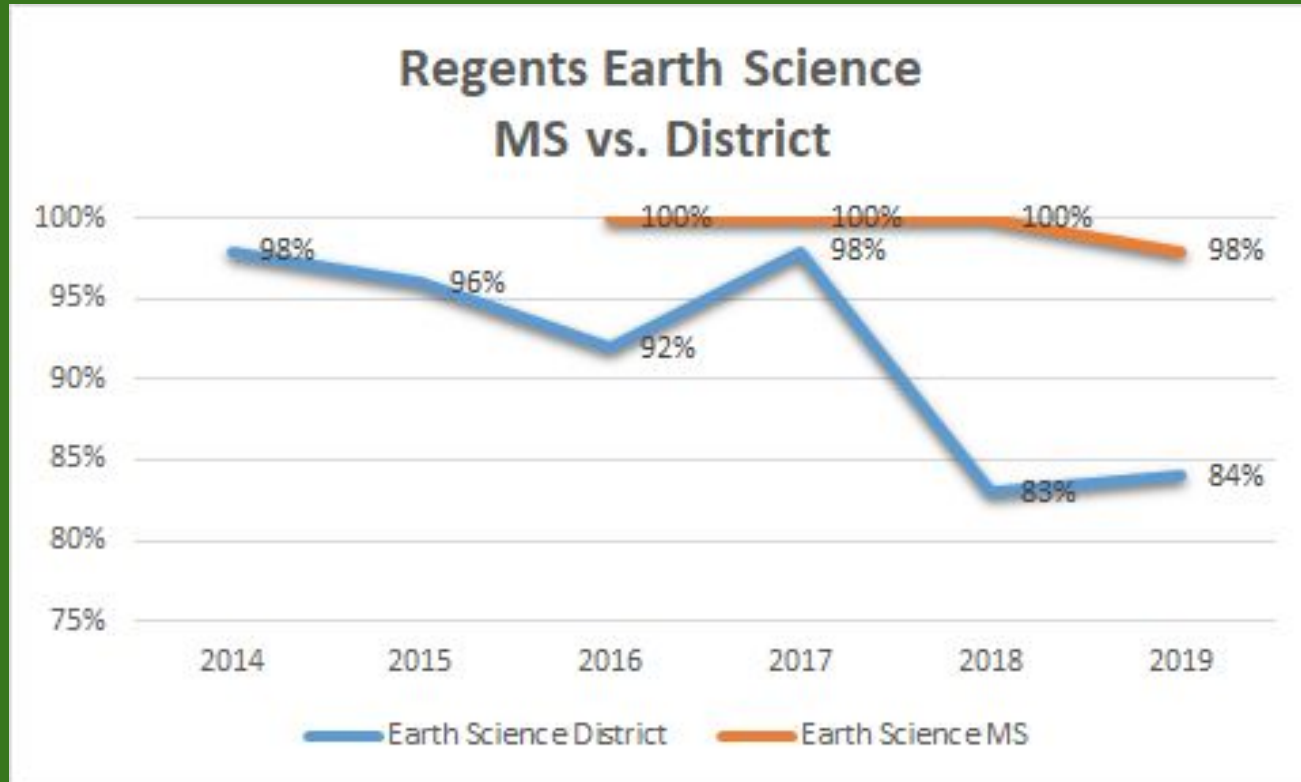
Middle School Data

Regents Living Environment





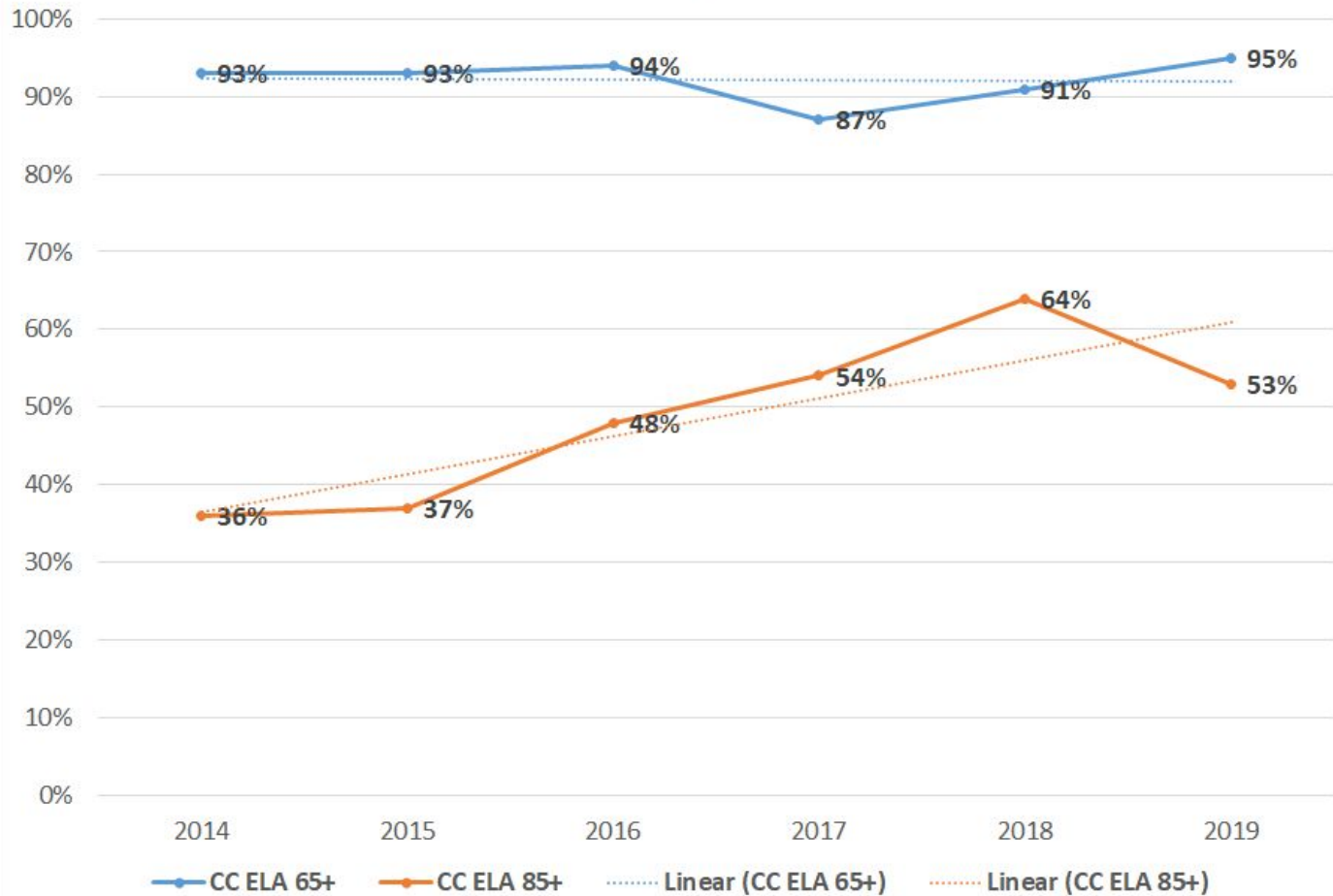
Middle School Data Regents Earth Science



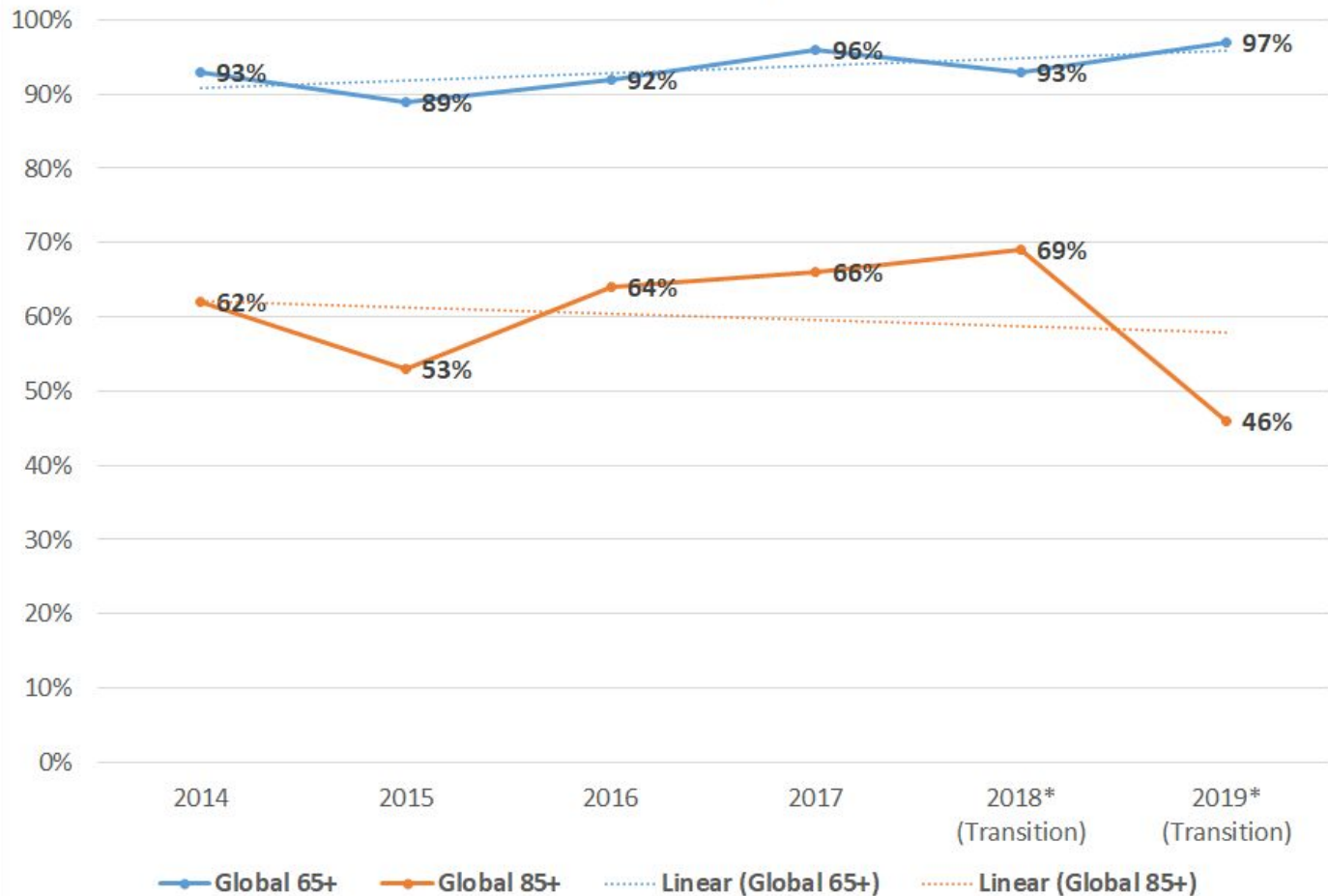
High School

By the Numbers

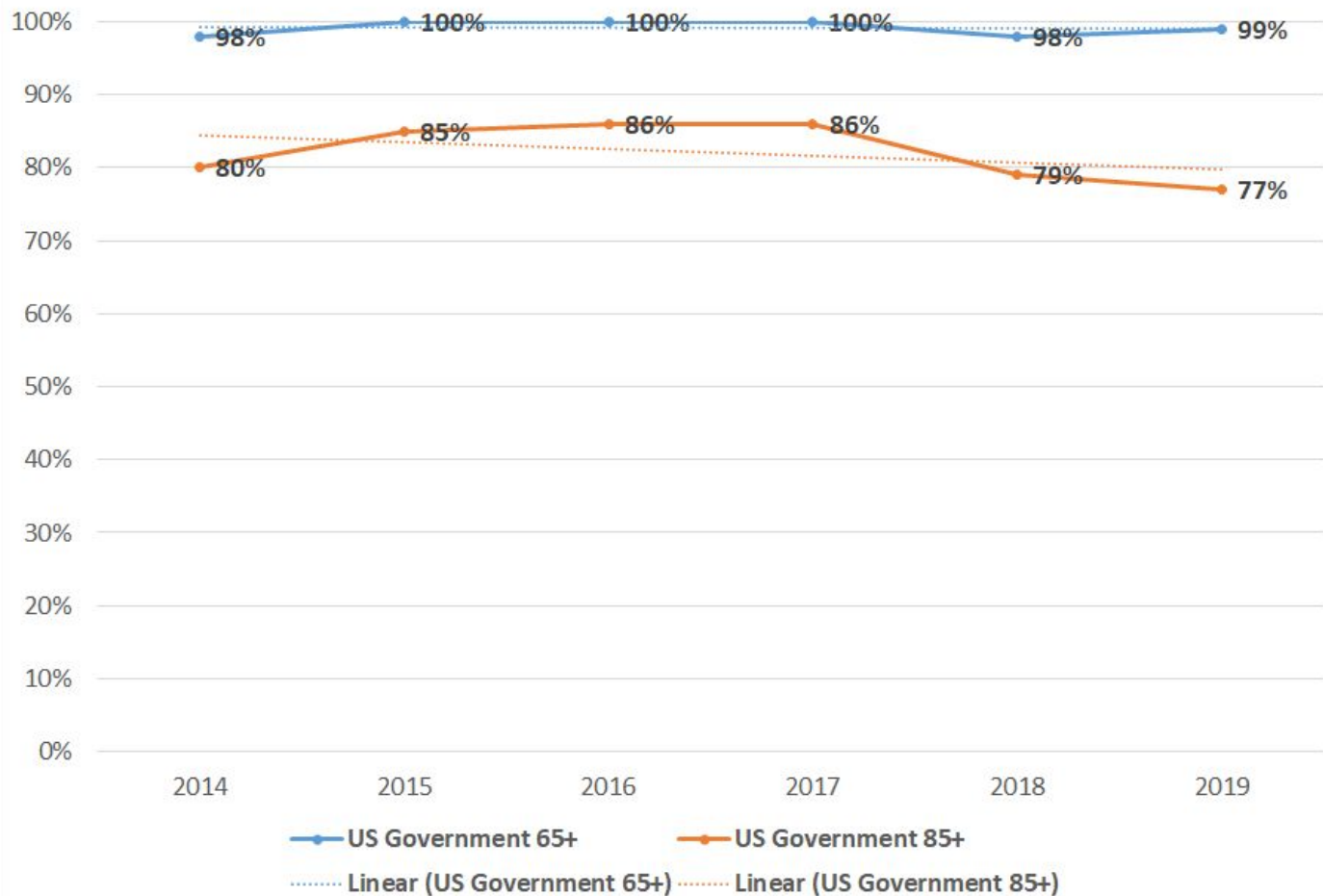
CC ELA



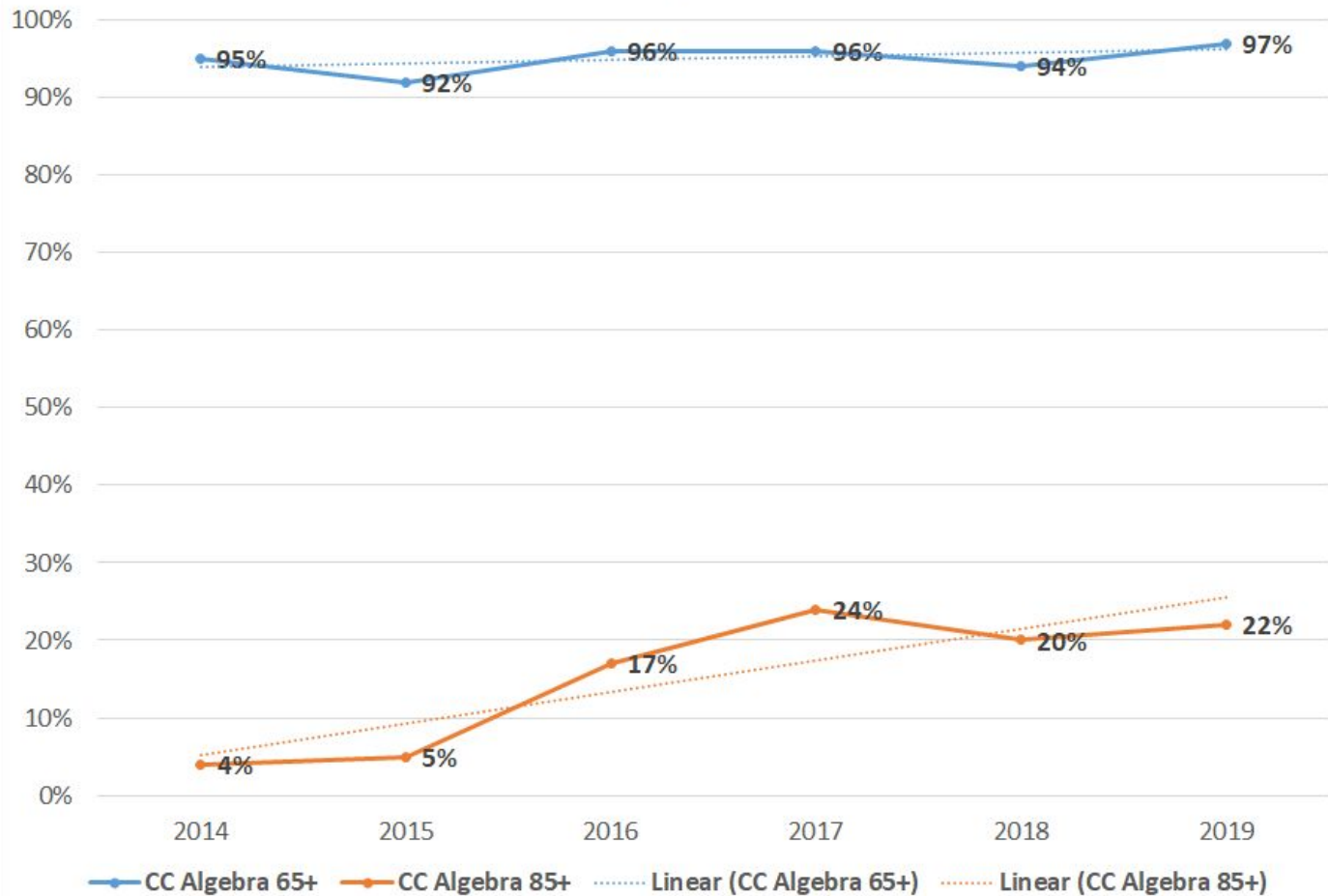
Global History



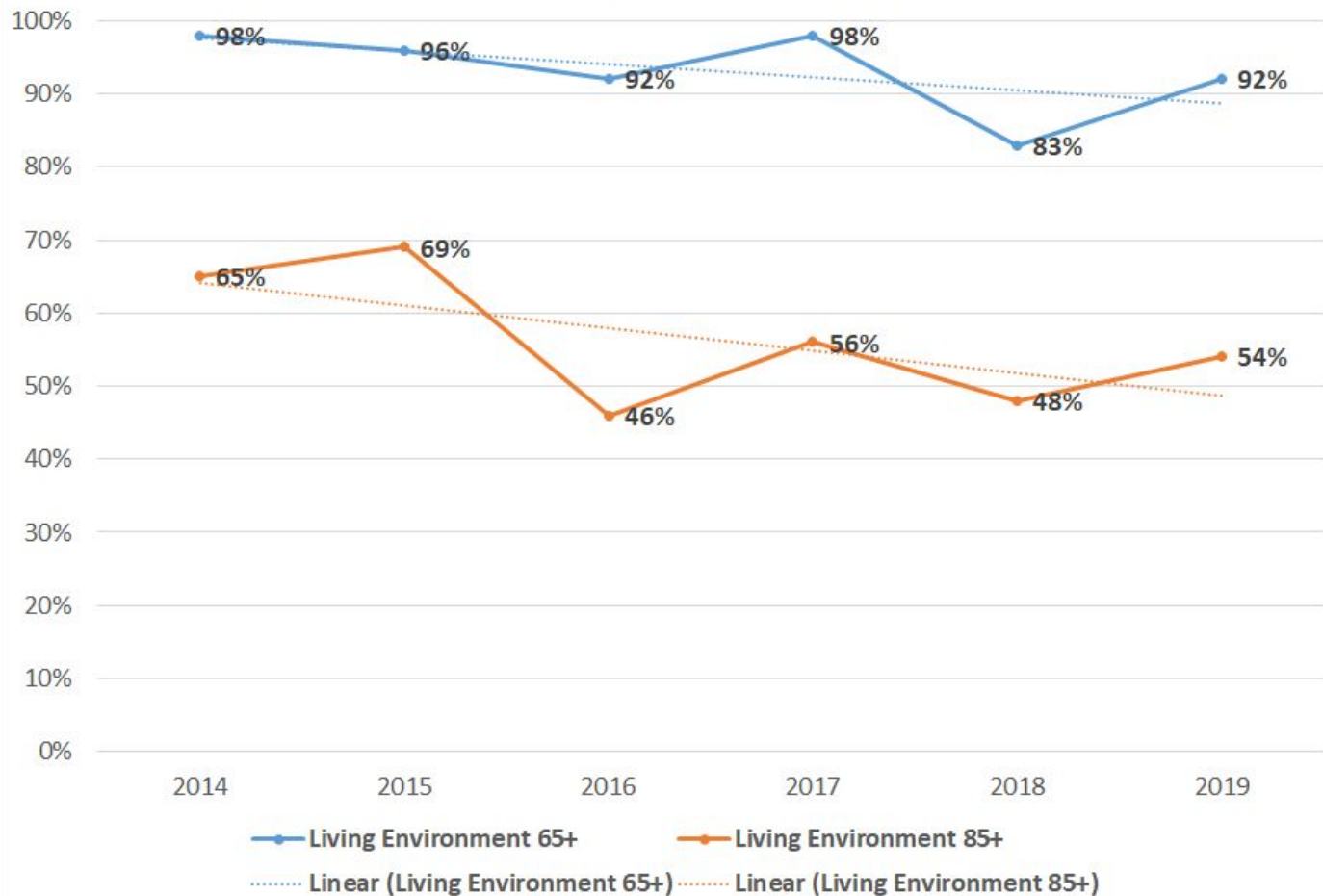
US Government



CC Algebra



Living Environment

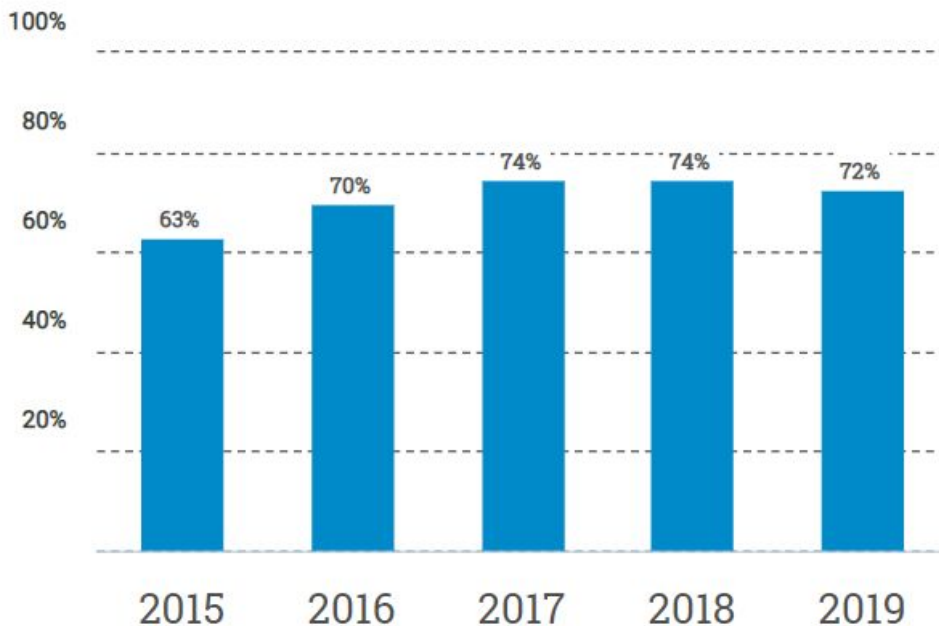




High School Data Advanced Placement



% OF TOTAL AP STUDENTS WITH SCORES 3+





High School Data Advanced Placement



SCHOOL SUMMARY

	2015	2016	2017	2018	2019
Total AP Students	252	240	215	227	225
Number of Exams	475	437	387	395	392
AP Students with Scores 3+	159	167	160	169	163
% of Total AP Students with Scores 3+	63.1	69.6	74.4	74.4	72.4



High School Data

Advanced Placement



Organization Summary (Total Students: 225)

	Biol	Calc AB	Calc AB Subs	Calc BC	Chem	Comp Sci Prin	Eng Lang Comp	Eng Lit Comp	Euro Hist	Phys C: Mech	Psyc	Stat	Stu Art 2D	Stu Art 3D	Stu Art Draw	US Gov Pol	US Hist	Worl Hist	Total Exams
Number of Exams	31	26	1	1	13	11	71	29	8	9	18	9	22	10	12	4	63	57	394
Average Score	3.6	4.0	5.0	5.0	2.7	3.5	2.9	2.8	2.4	3.7	1.6	2.3	4.3	3.9	3.9	3.3	2.9	3.0	3.1
Percent of Exams with Scores of 3 or Higher	97%	92%	100%	100%	54%	91%	61%	55%	38%	100%	11%	44%	100%	100%	100%	75%	52%	65%	68%

More Than Numbers



Middle School Program Highlights

Middle School Mission Statement

Lewiston-Porter Middle School is dedicated to providing an educational environment which promotes the development of students who are independent, resourceful and capable of solving problems, establishing healthy relationships and contributing to society.

★ **Strong Character Education program (The “Glue” that makes it stick!)**

- ✓ WEB - Where Everyone Belongs - Connections
- ✓ Big Brother Big Sister
- ✓ Restorative circles - Advisory usage

★ **Program implementation**

- ✓ All 7th grade students receive a language (Spanish, French, Chinese) every other day
- ✓ All 7th grade students get Integrated technology (formally Industrial Technology)
- ✓ All grades (6,7,8) get Computer technology
- ✓ Addition of 8th grade General music
- ✓ Interdisciplinary Integration in 8th grade
- ✓ Chromebooks assigned 1:1 in 7th & 8th grade - Classroom sets in 6th

★ **Innovation Experience (formally Honors Project) - Currently 48 students (Largest group since implementation)**

- ✓ First project has been completed.
- ✓ Students recently visited Maker Faire in Rochester
- ✓ Consortium of schools - Alden, DePew, Starpoint, Maryvale, Lancaster, Iroquois




Middle School Program Highlights

- ★ **High School Credit(WHAT do we do when students KNOW it?)**
 - Three (3) sections of Regents Science
 - 2 sections of Earth Science (Buck) and 1 of Living Environment (Kankolenski)
 - Three (3) sections of Regents Algebra 1 (Calarco/Sharpe)
 - Provide more opportunities for 8th graders to gain high school credit
 - 55 out of 157 (35%) of 8th grade cohort are currently in Regents Classes
- ★ **Curriculum and content(WHAT do we want students to KNOW?)**
 - ✓ MUST get everyone speaking the same language in terms of curriculum that is being taught at EACH grade level.
 - ✓ Slide #9 - Identify COMMON curriculum by moving up the Math Curriculum Review
 - ✓ Common planning time by **grade and content area**.
 - ✓ PLCs - Grade Level and vertical content.
- ★ **RTI... (HOW do we know they KNOW it?)**
 - ✓ **Switch to AIMSWeb Benchmark Assessments - Grades 6-8**
 - Correlation to the State Assessment Data
 - Inconsistent - Goes back to question of "What do we want students to know?"
 - ✓ **AIS Blocks(WHAT do we do when students don't KNOW it?)**
 - After School Assistance Program (ASAP) - 3 days per week - Grade level specific
 - Split by Grade level and assisted with HS tutors.



High School Highlights



- Peer Coordinators are working diligently on the master schedule for 2020-2021.
- Student Commons has opened and is a big success!
- Breakfast of Champions returned to the cafeteria and was enjoyed by all. 80% of the high school students earned merit roll or higher for the Quarter 1 marking period
- Guidance kiosk featuring scholarship & college information and the Lew-Port website is up & running
- Our Library Media Specialist, Mrs. Faut, works with classroom teachers to develop curriculum and assignments that cover various levels of research, utilize our vast collection of library resources and online databases, and involve the use of technology in the acquisition, information collection, and presentation of information. The projects and lessons address both AASL (American Association of School Libraries) Standards as well as the standards of each particular content area.
- Reading Plus has been instituted in Grades 9-12. It is designed to assist in elevating student reading comprehension skills.
- We are looking into a program where students can train to become certified Dell technicians, and they can then handle many Chromebook repairs in-house. This would possibly become a credit-bearing program for the students.
- The Academy of International Business & Finance, under the new leadership of JoAnn Allender, is moving ahead with great enthusiasm
- Keeping with tradition, kindergartners were here to visit with Santa, make holiday crafts, listen to stories and enjoy holiday music & snacks.
- Career Exploration Internship Program (CEIP) is continuing to grow, with over 25 students currently enrolled.
- DECA - For 5 consecutive years students have won at the Regional & State competitions, which qualifies them for the international competition.



Feedback & Questions?